




Previsione a breve termine

Medie di stazione

	 °C	 %	 hPa	 km/h	 mm/h	 °C
14 Set	30.1 / 18.0	68.5	1017.5	0.9	4.7	31.9 / 19.8
15 Set	30.2 / 17.9	69.8	1017.8	0.7	0.5	32.6 / 19.4
16 Set	29.9 / 18.3	70.9	1016.5	0.7	17.0	32.2 / 20.3
17 Set	28.5 / 18.5	72.7	1014.2	1.1	12.5	30.9 / 20.5
18 Set	30.4 / 17.1	69.8	1015.2	0.7	0.1	32.8 / 18.7
19 Set	28.4 / 17.1	73.5	1015.2	0.7	3.2	30.7 / 18.8
20 Set	28.1 / 17.2	72.5	1015.8	1.3	0.5	30.0 / 18.9
21 Set	27.2 / 16.2	71.8	1016.6	1.9	1.5	28.8 / 17.3
22 Set	25.6 / 16.3	73.4	1016.2	1.3	2.9	27.6 / 17.8

Informazioni sulla stazione

	 °C	 %	 hPa	 km/h	 km/h	 mm/h	 °C
14 Set	34.6 2020	97.0 2018	1024.9 2019	16.7 2020	35.2 2020	32.8 2018	36.6 2020
	10.7 2024	29.0 2020	1009.6 2024	-	-	-	11.9 2024
15 Set	35.1 2020	98.0 2018	1023.9 2019	9.3 2020, 2022	16.7 2020	3.0 2022	36.2 2020, 2023
	13.5 2024	27.0 2020	1011.7 2022	-	-	-	13.6 2024
16 Set	33.9 2020	97.0 2018	1022.0 2018	18.5 2022	31.5 2020	102.0 2022	35.5 2018
	16.2 2019	28.0 2020	1006.8 2022	-	-	-	17.4 2019
17 Set	34.1 2023	96.0 2018, 2021, 2022	1020.7 2018	16.7 2022	27.8 2020	49.6 2021	37.0 2023
	15.7 2019	37.0 2020, 2023	1002.7 2022	-	-	-	16.9 2022
18 Set	34.4 2020	97.0 2021	1019.4 2018	16.7 2020	29.6 2020	0.4 2018	37.0 2023
	11.9 2022	33.0 2020, 2022, 2023	1009.5 2022	-	-	-	11.0 2022
19 Set	33.7 2020	97.0 2018	1018.4 2018	9.8 2018	27.4 2018	13.6 2021	35.5 2020
	9.9 2022	34.0 2020	1012.2 2021	-	-	-	9.7 2022
20 Set	31.9 2020	96.0 2018	1021.6 2019	14.6 2019	30.6 2019	1.4 2021	35.2 2020
	13.0 2022	35.0 2019	1012.6 2021	-	-	-	13.5 2022
21 Set	30.4 2023	96.0 2018	1021.9 2019	22.2 2022	46.3 2022	3.8 2023	33.3 2023
	12.1 2022	29.0 2019	1010.7 2023	-	-	-	11.6 2022
22 Set	32.7 2023	97.0 2018, 2020	1022.1 2021	18.5 2021	31.5 2021	16.8 2020	36.8 2023
	10.3 2022	36.0 2022	1010.3 2023	-	-	-	9.1 2022

Almanac

